

The United States Student Association Presents



**Pass the
Federal DREAM Act
Now!**

Federal DREAM Act Organizing Kit

www.usstudents.org

Organizing for Educational Access and Affordability since 1947

TABLE OF CONTENTS

Topic	Page
The Campaign	4-13
The Background	4-6
The Legislative Strategy	7-9
The Organizing Strategy	10-11
Making Your Campus Plan	12-13
The Skills & Tools	14-35
8 Things You Can Do To Pass DREAM	14-15
Building Coalitions	16-17
Lobby Your Representatives	18-21
Getting in the Media	22-23
Host A Film Screening	24-25
Making Class Announcements	26
Tabling	27-28
Phone Banking	29-30
Door Knocking	31-32
Student Government Sign On	33
DREAM ACT Post Card	34-35
Taking Our Movement to Washington!	36-37
USSA's National Legislative Conference	36-37
Additional Resources	38
Contact USSA For More Info	39



Dear Friends of Higher Education,

On behalf of the United States Student Association (USSA), we are excited that you are joining us as we embark on our campaign to pass the *Federal DREAM Act*! USSA is the country's oldest and largest national student organization and the recognized voice for students on Capitol Hill, in the White House and in the Department of Education. For more than 60 years, USSA has been advocating and organizing to make higher education more accessible and affordable, and this year is no different!

2009 is going to be an exciting year for youth, organizing and higher education. After making a decisive impact in the November 2008 election and making our voices heard at the ballot box, we are ready to continue the momentum by ensuring that the new Administration and Congress are prioritizing our issues and putting the Federal DREAM Act at the top of their agenda.

The Federal DREAM Act is bipartisan legislation that would grant qualified undocumented students access to federal loan and work study programs and serve as a pathway to citizenship for thousands of qualified students.

Every year more than 65,000 undocumented students graduate from high schools across this nation, and they cannot continue to higher education because of their status and financial barriers. These students cannot give back to the country that has invested in them. Some have been top students in their schools, valedictorians, award winners, student body presidents and these students could also be our future teachers, nurses, lawyers and community organizers. Today, we must stand together as a student community and organize for the passage of the Federal DREAM Act.

This organizing manual will serve as a guide to building a local campaign in conjunction with our state and federal campaign. The manual will also provide you with the legislative information and background to get your campus or state student association involved. The clock is ticking and the time to act is now! Enclosed you will find the information you need to get started including: how to set up a lobby visit with your congressperson, educate students on campus, and build coalitions with other organizations.

As fellow youth and believers in accessible and affordable higher education for all, we are excited that thousands of students, youth and coalition partners will join us in this campaign to make education a right for all students in this country.

In solidarity,

Carmen D. Berkley
United States Student Association
President

Gregory A. Cendana
United States Student Association
Vice President

The Campaign: *Background*

For over 60 years, the United States Student Association has taken proactive steps towards making education accessible to all, including international, undocumented, and immigrant communities by combining local grassroots organizing and targeted legislative organizing. These communities have been some of the main contributors to the foundation of the United States' economic, social, and political development, yet they are often denied the right of equal access to education. This past summer, USSA's student membership democratically chose to organize and advocate for the Federal DREAM Act as one of its top priorities in 2009.

What is the Federal DREAM Act?

The purpose of the Development, Relief, and Education for Alien Minors Act (DREAM Act) is to make college accessible and affordable to undocumented students who have been raised in the U.S. and graduate from American high schools by:



1

Repealing a measure that discourages states from providing in-state tuition to their resident undocumented students.

2

Providing a pathway to citizenship by giving students conditional legal status for 6 years. Legal status becomes permanent once the following requirements are met:

- o Serve in the U.S. Military for 2 years
- o Receive a 2 or 4-year degree from a higher education institution, or must have maintained good academic standing for at least two years while working towards a bachelors degree or higher.

3

Making students eligible for federal loans and federal work study upon adjustment of their legal status. Qualifying students would not be eligible for federal financial aid grants.



The Campaign: *Background*

Who Is Eligible To Benefit?



Students must meet the following requirements to qualify:

- Must have entered the U.S. before the age of 16.
- Must have earned a high school diploma, GED, or have been accepted into a 2- or 4-year institution of higher learning upon application.
- Must have lived in the U.S. for at least 5 years before the date the legislation is enacted.
- Must display good moral character, generally meaning that the student has no criminal record.



Why Is It Important?

It is estimated that 65,000 undocumented students who would qualify for aid under the DREAM Act graduate from high school each year. These students were brought into the country by their parents and call the U.S. their home, but their immigration status puts higher education out of reach.

Ineligible for financial aid and often forced to pay out-of-state tuition if they do enroll in classes, financial constraints prevent tens of thousands of undocumented students from following their dreams.

Preventing these students from receiving an education promotes a cycle of poverty and robs us of the talent of these future leaders. Undocumented students should be given the same chance to fulfill their potential as the rest of the students they grew up with.



The Campaign: *Background*

DREAM ACT TALKING POINTS

The DREAM Act is about equal opportunity

- The American dream is about rewarding those who work hard. We should not deprive these young people of the simple opportunity to improve their lives and become productive members of American society.
- These students contribute to their society by volunteering in their communities, participating in school sports and clubs, and even working to help support their families.
- The status quo punishes hard-working students who consider the U.S. their home and had no say in the decision.



The DREAM Act makes economic sense

- Expanding access to higher education will only help the economy and increase the pool of educated and qualified individuals entering the workforce.
 - **Educational access for immigrants helps the economy and builds state and federal tax bases.** A U.S. Census bureau study on income and higher education shows that people earning a bachelor's degree will earn about \$1 million more than those with only a high school diploma.
- Denying undocumented students access to higher education will propagate cycles of poverty by likely condemning them to low-wage jobs.
 - 66% of undocumented workers make less than 10.30/hr, compared to only 33% of the total worker population
- Undocumented students already receive K-12 educations. Cutting their education short wastes the investment that has already been made towards the future of these students.
 - According to the Department of Labor, about 90% of the fastest-growing jobs of the future will require some postsecondary education or training.
- We must take advantage of the language and culture skills of these students in our current global economy. Instead of looking outside the U.S. for this kind of talent, we should cultivate what is already here.



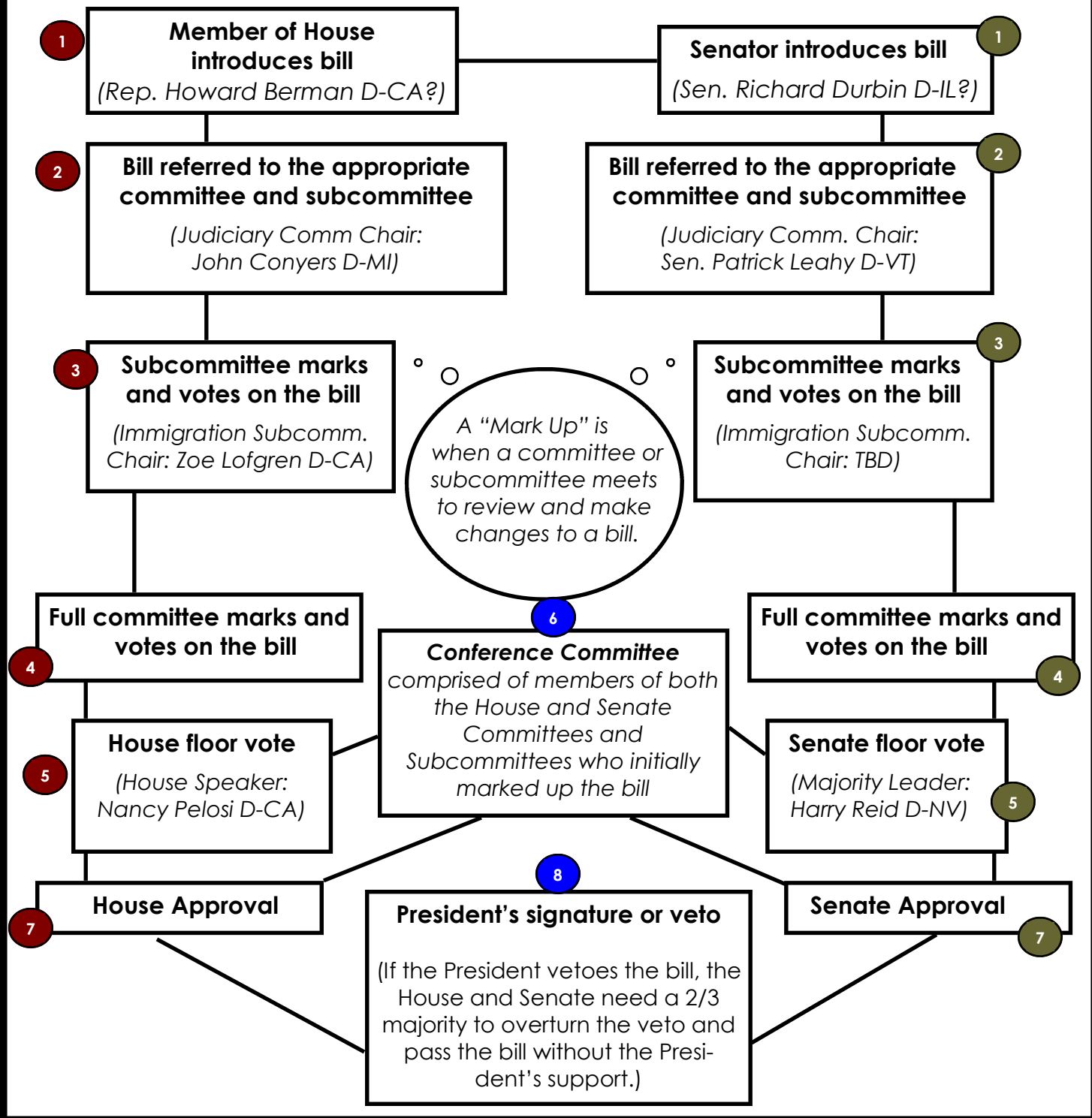
The Campaign: Legislative Strategy

From Dream to Law

United States Student Association



DREAM Act: Process & Federal Leadership Targets



The Campaign: *Legislative Strategy*

Federal Senate Targets

STATE	FIRST NAME	LAST NAME	PARTY
AK	Mark	Begich	D
AK	Lisa	Murkowski	R
AR	Blanche	Lambert Lincoln	D
AZ	John	McCain	R
CO	Mark	Udall	D
DE	Ted	Kaufman	D
FL	Mel	Martinez	R
FL	Bill	Nelson	D
IA	Charles	Grassley	R
ID	Mike	Crapo	R
IL	Roland	Burr	D
KS	Sam	Brownback	R
LA	Mary	Landrieu	D
ME	Susan	Collins	R
MN	Al	Franken	D
MO	Claire	McCaskill	D
MT	Max	Baucus	D
MT	Jon	Tester	D
NC	Kay	Hagan	D
ND	Kent	Conrad	D
ND	Byron	Dorgan	D
NE	Mike	Johanns	R
NH	Jeanne	Shaheen	D
NM	Tom	Udall	D
NY	Hillary Rodham Clinton's Old Seat		D
OH	George	Voinovich	R
OR	Jeff	Merkley	D
PA	Arlen	Specter	R
TX	John	Cornyn	R
TX	Kay	Bailey Hutchison	R
UT	Orrin	Hatch	R
VA	Mark	Warner	D

The Campaign: *Legislative Strategy*

Federal House Targets

State	District	First Name	Last Name	Party
AK	00	Don	Young	R
AL	02	Bobby	Bright	D
AL	07	Artur	Davis	D
AR	01	Marion	Berry	D
AR	04	Michael	Ross	D
AZ	05	Harry	Mitchell	D
AZ	06	Jeff	Flake	R
AZ	08	Gabrielle	Giffords	D
CA	18	Dennis	Cardoza	D
CA	20	Jim	Costa	D
CA	21	Devin	Nunes	R
CA	26	David	Dreier	R
CA	36	Jane	Harman	D
CA	41	Jerry	Lewis	R
CA	45	Mary	Bono Mack	R
CO	03	John	Salazar	D
CO	04	Betsy	Markey	D
DE	00	Michael	Castle	R
FL	02	Allen	Boyd	D
FL	08	Alan	Grayson	D
GA	08	Jim	Marshall	D
GA	12	John	Barrow	D
GA	13	David	Scott	D
IA	01	Bruce	Braley	D
IA	03	Leonard	Boswell	D
IA	04	Tom	Latham	R
IL	03	Dan	Lipinski	D
IL	08	Melissa	Bean	D
IL	10	Mark	Kirk	R
IL	13	Judy	Biggert	R
IL	15	Timothy	Johnson	R
IL	18	Aaron	Schock	R
IL	19	John	Shimkus	R
IN	03	Mark Edward	Souder	R
IN	06	Mike	Pence	R
IN	09	Baron	Hill	D
KS	01	Jerry	Moran	R
KS	03	Dennis	Moore	D
KS	4	Todd	Tiahrt	R
KY	02	Brett	Guthrie	R
KY	05	Harold	Rogers	R
KY	06	Ben	Chandler	D
LA	02	Anh "Joseph"	Cao	R
LA	03	Charlie	Melancon	D
MA	09	Stephen	Lynch	D
MI	03	Vernon	Ehlers	R
MI	07	Mark	Schauer	D
MI	09	Gary	Peters	D

State	District	First Name	Last Name	Party
MN	01	Tim	Walz	D
MN	07	Collin	Peterson	D
MO	04	Ike	Skelton	D
MS	01	Travis	Childers	D
MS	04	Gene	Taylor	D
NC	02	Bobby	Etheridge	D
NC	07	Mike	McIntyre	D
NC	13	Brad	Miller	D
ND	00	Earl	Pomeroy	D
NE	02	Lee	Terry	R
NJ	02	Frank	LoBiondo	R
NJ	04	Christopher	Smith	R
NJ	07	Leonard	Lance	R
NY	01	Timothy	Bishop	D
NY	03	Peter	King	R
NY	04	Carolyn	McCarthy	D
NY	19	John	Hall	D
NY	20	Kirsten	Gillibrand	D
OH	03	Mike	Turner	R
OH	14	Steve	LaTourette	R
OH	15	Mary Jo	Kilroy	D
OH	18	Zack	Space	D
OK	02	Dan	Boren	D
OR	01	David	Wu	D
OR	04	Peter	DeFazio	D
PA	04	Jason	Altmire	D
PA	08	Patrick	Murphy	D
PA	10	Christopher	Carney	D
PA	11	Paul	Kanjorski	D
PA	17	Tim	Holden	D
PA	19	Todd	Platts	R
SC	05	John	Spratt, Jr.	D
SD	00	Stephanie	Herseth Sandlin	D
TN	04	Lincoln	Davis	D
TN	05	Jim	Cooper	D
TN	06	Bart	Gordon	D
TN	08	John	Tanner	D
TX	14	Ron	Paul	R
TX	17	Chet	Edwards	D
UT	02	James	Matheson	D
VA	09	Rick	Boucher	D
VA	10	Frank	Wolf	R
WA	04	Richard (Doc)	Hastings	R
WA	08	Dave	Reichert	R
WA	09	Adam	Smith	D
WI	1	Paul	Ryan	R
WI	03	Ron	Kind	D
WV	03	Nick Joe	Rahall, II	D

The Campaign: Organizing Strategy

The Organizing Strategy:

Strategy is important to every campaign that is organized. It helps us understand how we are going to “win” something before we even start organizing our first event. USSA and students across the country continue to develop organizing strategies to make the passage of the Federal DREAM Act a reality, but it is even more important that you have a local strategy that helps ensure elected officials across the country are supportive of this vital legislation.

USSA uses the model below called the “Strategy Chart” to help separate and plan different pieces of the campaigns we organize. Check it out to see what you (the “constituency”) could do (“tactics”) to influence “decision makers” to win your “goals” and build your “organization” (considerations).

SAMPLE: Campus Strategy Chart

Goals	Organizational Considerations	Constituency	Decision Maker	Tactics (Over 8 weeks)
<p>Long Term</p> <p>Passage of the Federal DREAM Act through Congress</p> <p>Intermediate</p> <p>Get Congressperson or Senator to Publicly Commit to Vote Yes</p> <p>Short Term</p> <ul style="list-style-type: none"> ■ Get a meeting with 75+ students & Congressperson to address Education barriers that DREAM Act would fix ■ Get Congressperson to publicly admit that there are serious problems the DREAM Act would fix 	<p>Resources we have to put in</p> <ul style="list-style-type: none"> ■ 4 Active student organizers ■ \$500 for materials/supplies ■ Good relationship w/ paper ■ 50 student contacts who've signed a petition of support ■ Organizing Manual ■ USSA Staff Support ■ Student Government passed resolution in support <p>How we want to build the organization</p> <ul style="list-style-type: none"> ■ Develop 3 new leaders to take over next semester ■ Fundraise \$500 ■ Establish regular meeting schedule with congressperson's office ■ Build our list serve to 1,000 people ■ Recruit 40 new volunteers to the campaign <p>Internal Problems</p> <ul style="list-style-type: none"> ■ New issue to campus; need to educate ■ Undocumented students on campus already working on this issue; need to coordinate 	<p>Constituents</p> <ul style="list-style-type: none"> ■ Student Government ■ Black Student Union ■ Undocumented Student Organization ■ Latino Student Organization ■ Student Labor Group <p>Allies</p> <ul style="list-style-type: none"> ■ Faculty Senate Chair ■ Graduate Student Association (Group) ■ Community Organization that supports economic/ social justice ■ Small Business Owner's Association <p>Opponents</p> <ul style="list-style-type: none"> ■ City Chamber of Commerce ■ Students against immigrants rights organization ■ Students for increases in higher education costs organization 	<p>Primary</p> <p>Local Congressperson</p> <p>Secondary</p> <ul style="list-style-type: none"> ■ City Councilwoman who publicly supports the DREAM Act ■ Chancellor/ University President who doesn't disagree with DREAM Act and has influence/ access to Congressperson 	<ul style="list-style-type: none"> ■ Register 2,500 students to vote in 2008 election on campus ■ Remind elected official of get out the vote efforts in 2008 ■ Flyer on campus with statistics about how DREAM Act benefits students ■ Hold planning meeting for large campus rally ■ Write Opinion Editorial & Letter to Editor in campus paper about DREAM ■ Collect 3,000 DREAM Post Cards ■ Schedule & have lobby visit with Congressperson's office-publicize result ■ Hold large rally & press conference in support of DREAM Act-demand public support from Congressperson ■ Hold large meeting with 75+ students pressuring congressperson to vote in support of DREAM Act

The Campaign: Organizing Strategy

Campaign Components	<u>WEEK 1</u> 1st-7th	<u>WEEK 2</u> 8th-14th	<u>WEEK 3</u> 15th-21st	<u>WEEK 4</u> 22nd-28th	GOALS
Fixed Dates					
Coalition					
Volunteers					
Training/Education					
Class Raps					
Tabling/Clip-boarding					
Events					
Media					
Visibility					
Relationship Building					
PRIORITIES					

Planning the Organizing:

Someone once said, "If you fail to plan, then you plan to fail." We hold this to be true at USSA so it is very important that every campaign strategy also has a campaign organizing plan to go with it. Above is a Backwards Plan, which ensures you start with your goals first and work backward from there. The backwards plan is a very useful tool and ensures you set goals and deadlines for every part of your campaign.

Getting Started:

- When making your campaign plan you'll want to use a large piece of butcher paper that you can hang on an office wall so that everyone involved can see it.
- There should be a column for each week in the semester or until the next time you plan
- The far right column should be for the campaign goals
- Down the left side, each row should be dedicated to one area of your campaign organizing
- The 2nd row should always contain your fixed dates (dates that will affect organizing)
- The last row should have the priorities for the week (if forced to narrow things to do, what?)

The Campaign: Making Your Campus Plan

SAMPLE: Campus Backward Campaign Plan

Campaign Components	<u>WEEK 1 & 2</u> 19th-1st	<u>WEEK 3 & 4</u> 2nd - 15th	<u>WEEK 5 & 6</u> 16th-29th	<u>WEEK 7 & 8</u> 30th- 5th	<u>WEEK 9 & 10</u> 6th-19th	GOALS
Fixed Dates		14th: Valentine's Day	16th: President's Day	Mid-Terms Week	ETC...	
Coalition	Coalition Mtg. Get 1 more org. to sign on.	Coalition Mtg. Discussing Rally, Lobby Visit, Post Card Collection	Coalition Mtg. Discussing Lobby Visit, Rally, Post Card Collection	Coalition Mtg. Final Logistics for Lobby Visit & Rally	ETC...	Have a working coalition of 3 student organizations and student government
Volunteer Recruitment & Retention	15 hrs. of tabling 10 Student Org. Announcements Recruit 20 Volunteers	10 hrs. of tabling 5 Student Org. Announcements Recruit 10 Volunteers	10 hrs. of tabling Phonebank DREAM post cards 5 Volunteers	Phonebank through 200 DREAM post cards for volunteers	ETC...	Recruit 40 new volunteers to actively organize on the campaign
Training, Education, & Events	HOST USSA GROW TRAINING ON CAMPUS!	Hold training for volunteers on collecting DREAM cards	Hold coalition underground undergrad screening (See pg.23)		ETC...	Educate 500 students about the DREAM Act at 2 trainings & 3 other campus events
DREAM Act Post Card Petitions	15 hrs. of tabling 10 student Org. Announcements Collect 500 Cards	10 hrs. of tabling 5 student org. 10 class raps Collect 1,000	10 class raps 10 hrs. tabling Collect 750	10 hrs. tabling 5 student orgs Collect 500	ETC...	Collect 3,000 DREAM Post Cards to Bring to USSA's Legislative Conference in March
Lobbying	Call congressperson's office to schedule in person visit	Confirm appoint with congressperson's office	Assign lobby roles and hold practice session for lobby visit	Meet with Congressperson In District Lobby Visit	ETC...	Schedule & hold 3 in district lobby visits with Congressperson's office
Media & Visibility	Draft Op-Editorials & Letters to the Editor	Write & send out media advisory for rally Flyer on campus Submit Op-Ed	Call media outlets to confirm coverage for Rally. Rally Chalking Submit LTE	Final reminder/confirmation calls to media & follow up calls post event	ETC...	2 campus paper stories covered. 2 local paper stories covered. Media at rally & community forum.
Fundraising		Coalition funding request from student gov't & departments		Campus cultural fundraiser	ETC...	Fundraise \$500 for our organization and DREAM campaign
Rally & Community Forum	Begin signing up volunteers to help/ show up to rally	Logistics meeting for rally, confirm roles and tasks for next two weeks	Make phone calls to turnout everyone who has signed up for rally	Hold rally on campus with 100 people Announce date for forum	ETC...	Hold rally on campus with 100 people. Hold community forum with elected official and 75 people
PRIORITIES	1. Volunteers 2. Coalition 3. Post Cards	1. Post Cards 2. Lobby Visit 3. Rally	1. Lobby Visit 2. Rally 3. Post Cards	1. Rally 2. Lobby Visit 3. Post Cards	1. Community Forum 2. Post Cards	1. Community Forum 2. Volunteers 3. Lobbying 4. DREAM post cards

The Campaign: Making Your Campus Plan

SAMPLE: Campus Campaign Timeline

Week 1 (January 19th)

- Invite several organizations to first coalition meeting of the semester to organize for the DREAM Act (Assign Committees and tasks until next meeting)
- Begin tabling on campus to collect DREAM post card signatures, recruit volunteers, publicize campaign
- Flyer on campus for Underground Undergrad film screening & discussion event
- Request lobby visit with congressperson during winter recess in February when they are back in district

Week 2 (January 26th)

- Save the date flyers go out to student organizations for GROW Training
- Continue tabling on campus– recruit volunteers for campaign activities
- Register student delegation for USSA's National Grassroots Legislative Conference in Washington DC
- Alert campus newspaper about film screening, try to get article of event in campus paper the day of

Week 3 (February 2nd)— National WEEK of ACTION FOR THE DREAM ACT

- **Host Underground Undergrad film screening event on campus**
- Phone bank all volunteers and supporters you've collected contact info. from for the GROW training
- Continue collecting DREAM post cards
- Hold second coalition meeting

Week 4 (February 9th)

- **Host a USSA GROW Training on campus**
- Have practice meeting for lobby visit, divide roles and confirm logistics of the meeting
- Draft press advisory & press release for rally on campus in two weeks

Week 5 (February 16th)

- **Lobby Visit with congressperson or Senator in district**
- Secure speakers for rally
- Remind local & campus media of rally for the DREAM Act

Week 6 (February 23rd)

- Hold third coalition meeting
- Send out press release and make final calls to local media to show up at rally
- **Hold Rally on Campus— announce community forum with congressperson in April**

Week 7 (March 2nd)

- Host pre-conference delegation meeting for USSA's National Legislative Conference to discuss logistics
- Distribute "save the date" flyers for community forum with congressperson
- Secure facilities/location for community forum with congressperson in April
- Have practice meeting for lobby visit, divide roles and confirm logistics of the meeting

Week 8 (March 9th)

- Hold fourth coalition meeting on campus
- **Lobby Visit with congressperson or Senator in district**

Week 9 (March 16th)

- **Attend USSA's National Legislative Conference & Lobby in Washington DC March 21-24th**

Week 10 (March 23rd)

- **National Student Day of Action in Washington DC!**
- Begin heavy recruitment for community forum on DREAM Act
- Draft & send out press advisory for forum in two weeks

Week 11 (March 30th)

- Hold fifth coalition meeting on campus
- Remind local & campus media of forum for the DREAM Act
- Phone bank all volunteers and supporters you've collected contact info. from for the community forum

Week 12 (April 6th)

- Make reminder calls to all confirmed participants for the community forum on DREAM Act
- Send out press release and make final calls to local media to show up at rally
- **Hold Community Forum with Congressperson on DREAM Act! Get Commitment to Vote YES!**

The Skills & Tools

Organizing on Campus and in your Community

There's a lot you can do on your campus and in your community to support the DREAM Act and organize for the rights of immigrant students to attain higher education. Before you select your tactics, we highly recommend creating a strategy chart for influencing your elected officials to support DREAM. In the strategy chart, tactics come after strategy for a reason! You need to select the tactics that are best for your campus group, the people you want to organize, and the target you are seeking to put pressure on.

8 Things You Can Do To Help Pass The Federal DREAM ACT!

Build A Campus Coalition

A coalition, or a group of groups, can be the best model for organizing around the DREAM Act. It gives you strength in numbers and builds relationships that can alter the balance of power on your campus and with your elected official.

Educate Students on Campus About the DREAM Act

If nothing else, ensuring that students on your campus know and understand what the DREAM Act is and why it is so important is essential to this campaign being successful. Whether it is holding educational forums on campus, leafleting information to the masses, placing posters on campus, making radio ads or tabling on campus to spread the word, making sure supportive students have the information they need to talk about the issue is critical.

Lobby Your Congressperson & Senator

It's not often that elected officials and their staff have the chance to meet face to face with young people who are their constituents. Scheduling an in-person meeting with your Senator or Congressperson to talk about DREAM is the most direct and powerful way to influence their position. During congressional recesses, members are at home, at a district office near you! We also recommend traveling to DC during USSA's Legislative Conference to lobby your elected officials on DREAM in the halls of power.

Submit An Opinion-Editorial & Letter-to-the-Editor

With opinion editorials (Op-Eds) and Letters to the Editor (LTEs), you can educate the broader campus community in your campus paper. Op-eds and LTEs in local papers can influence your elected official – they read the local news! They are both relatively easy to write and are usually in response to an article or critical issue.

The Skills & Tools

Host A Film Screening

In order to rile up your campus community, you'll need to show them why DREAM matters. We recommend organizing a screening of "Underground Undergrads," an incredible documentary about undocumented students at UCLA, but you can pick the educational event that's right for your campus, or organize several! You can contact USSA for more information or to get a copy of the film.

Host A Grass Roots Organizing Weekend on Your Campus

USSA's GrassRoots Organizing Weekend (GROW) is a comprehensive three-day training for student organizers. The GROW teaches students how to be more strategic in our fight for justice on campus and in the community. This will be a huge asset to any campaign you and your peers are running on campus! The GROW trainers are seasoned student organizers from around the country who teach by using their own personal organizing experiences. Usually 20-40 participants attend each GROW. As a participant of the GROW you will learn how to: Increase student power on campus and in the community; develop an effective strategy for your campaign; overcome lack of participation on campus; increase membership of your organization; build more effective coalitions; and win concrete victories in students' lives. Contact the USSA Trainings Director for more information at training@usstudents.org

Get Your Student Government to Pass A Resolution Supporting DREAM Act

It's important to show the university and local community where students as a whole stand on this issue to raise awareness and broaden the perception of support it has. By getting the student government to publically take a supportive stance on your issue it is more likely to appear to have majority support in the eyes of decision makers and administrators.

Organize A Rally or Event

Rallies can be exciting and fun while bringing a large number of people together for a cause. There is comfort in being with many others who support the same cause and want to see change. Flyers, signs and speakers also enforce and raise awareness for the cause the rally is promoting in a very noticeable way. If done properly, the community, politicians, and businesses will be sent a clear message.

Organize A Community Forum or Campus Rally About the DREAM Act

There is no greater way to put pressure on decision makers than by showing our power in numbers. A community forum is where a large student and community presence meets with an elected official or sometimes a high-level public figure. At the forum, specific asks are made of the decision maker in the presence of their constituents.

Building Coalitions



What is a Coalition?

A coalition is an organization of organizations. It is not a group of individuals. Many organizations mistakenly call themselves coalitions even when they're really a single group.

Why Form a Coalition?

Do Something Bigger — In forming a coalition, you can accomplish more than you could alone. Running a campaign is a tremendous task. To do it well, we need to form strong campus coalitions.

Increase Power — A coalition often earns more respect and thus has more power than a single group. The university administration will take notice when the black student union and the environmentalists team up to work on a campaign together.

Increase Resources — Each group offers something and together it's a lot.

Broadens the Scope of the Work — Through coalitions, you can involve groups that have never gotten involved in the political process before. Also, by creating a diverse coalition, you can talk about issues that you wouldn't have included before and broaden your audience.

Tips for Running a Strong Coalition

Bring together a diverse group of organizations. Diverse backgrounds and viewpoints brings in new ideas for organizing. Plus, people are more likely to take action if someone they identify with asks them to. The best way to engage students from all communities on your campus is to create a coalition made up of student leaders from different student organizations and groups. Identify the groups that represent large communities on campus, as well as the groups that represent different communities on campus so you have a wide range of organizations involved.



The Skills & Tools



Recognize that each group has its own self-interest. Consider why each group would want to join the coalition before approaching them so that you can tailor your ask. Once the coalition is formed, realize that all the groups still have their own interests. Every group wants to gain new members, receive publicity and praise, excite its members in the work and build morale, etc.

Understand that contributions will vary from group to group. Different groups have different capacities. Different groups have different strengths and weaknesses. It's okay for groups to contribute different amounts as long as the roles and responsibilities are clearly defined at the outset. Conflict arises from surprises.

Define how decisions will be made upfront. Do you want to implement a one organization, one vote model? That model is really only fair if all organizations are going to make equal contributions, which is rarely possible. Whatever decision-making system you choose, make sure it is decided on by all members of the coalition.

Have consistent representation. Groups should send the same person to each meeting.

Agree to disagree. Not everyone has to agree on everything. The coalition can only function within the areas of agreement.

Common Coalition Pitfalls

Building a coalition is one of the hardest parts of organizing. What's difficult isn't getting groups to join, it's getting the coalition to work. Some common problems groups express are:

- Resentment that other groups don't do "their fair share" of work
- Having one group in the coalition "steal" all the credit
- Tedious, long meetings
- Lack of investment or buy-in by some of the groups

Use the guidelines we offered above to avoid these problems or contact USSA with questions.



The Skills & Tools

Lobby Your Congressperson & Senator

Meeting with your member of congress is one of the best ways to communicate your message. It is important to make sure that you are well prepared whether you meet with the actual member or their staff. Here are some tips that will ensure that you have a great lobby visit:

Setting Up A Lobby Visit

Research your elected official and their contact information from the following websites:

- o www.house.gov (U.S. House of Representatives)
- o www.senate.gov (U.S. Senate)

Call their district office or Washington, D.C. office to schedule an appointment. The sooner you do so, the better chance you have to meet in person with your actual member of congress. You can also e-mail or fax a lobby visit request letter. Make sure to specifically request a meeting with your elected official. If they are not available, ask to meet with their education staff person (usually the education legislative assistant). Follow up within 5 days to make sure the request visit was received and schedule a meeting. Once you've confirmed the lobby visit appointment contact USSA's Legislative Director at leg@usstudents.org and let her know what meetings have been scheduled.


Demystifying Your Elected Official

You should feel comfortable making clear and firm requests/demands of your legislator and realize that they are a normal person just like you. It is important that everyone going on the lobby visit feels comfortable meeting with them and realizes that although they may be a powerful legislator, they also have weaknesses like the rest of us. Always remember the legislator's job is to work for you.

Strategically Choose Your Roles

Before your appointment, select a student in your delegation to chair the meeting. Remember, it is your meeting. Don't let the member/staffer get off track or control the agenda. Have the facilitator decide who speaks, when, and what points should be covered by whom. Be strategic in who you choose to speak during your visit. Are there students directly affected by the problem who can give personal testimony? Do you have registered voters in your delegation that can talk about your campus's Get Out the Vote work? Remember that you may only have 15 minutes to present your issues, so you will need to be efficient and prepared.

The Skills & Tools



During Your Visit

Be clear about the topics you want to discuss and the number of people you intend to bring so they can accommodate your group.

Don't be surprised or offended if you meet with a senator's or representative's staff instead of the actual member of congress. Members are very busy and often don't know all the details anyway. Meeting with the staffers who handle education issues on a daily basis can be more productive than meeting with the member.

Make a concrete ask – Will the senator publicly support the DREAM Act? The staff will most likely tell you that the member has not formed a position yet. If you are actually meeting with the member, they may or may not give you a commitment. Be polite but firm. It is your right to ask your elected officials their position on the issues. If you disagree with her/his position, say so (but don't be rude!). Politicize the issue— make it clear that voters will be unhappy if they do not take the correct position on the issue. Take good notes! Find out what additional information would help them make a decision. Provide that information if possible and follow up!

Provide Information

Always try to leave a "one pager" on your/ USSA's position on the issues you discuss. This gives the member/staffer reference material. During the meeting, be as informative as possible, but never speculate about facts you are not sure of. If you don't know the answer to a question, say so. If it is something you can find out, promise to do so as soon as possible. Don't assume that your member already knows your position, or has taken a position.

Thank your elected official or staff member for meeting with you and be sure to obtain business cards.

After Your Visit


After a lobby visit, ALWAYS follow up with a letter restating your position and thanking the member/staffer for her/his time. Also, include any information that you promised to follow up on during the meeting. After you send a letter, think of ways that you can continue to build a relationship with the member. Invite the member to your campus. Continue to pressure your member if they are shaky on your issue. Remember that a lobby visit is only one step in building a relationship with your elected officials.



The Skills & Tools

Lobby Your Congressperson & Senator

Sample Lobby Visit Agenda



Introduction: Facilitator (2 minutes)

This should be the person facilitating the meeting. Briefly describe your group and why you're meeting with them. Introduce all of the students who are present. This should include their name, school, and hometown (especially powerful if you are from their district). If your group is larger only introduce people who are speaking during the meeting.

The "Thank You" (1 minute)

Thank the member of congress for something that they did recently such as a vote that favored students.

Explaining the Issue & Telling Personal Stories: Presenters (10 minutes)

[Presenter #1]

Explain Issue 1: Barriers to Access In Higher Education

Personal Story

[Presenter # 2]

Explain Issue 2: The DREAM Act

Personal Story

*For confidentiality reasons you should not have someone give a personal story but have an anonymous story prepared to present— because undocumented students could face legal repercussions they should not be forced to personally testify at the visit.

The Ask (1 minute)

Ask them to support the DREAM Act.

Comments from member or staffer (1-3 minutes)

Allow them to talk about their position on the issue, without interruption from the group. Once you have been heard it is respectful to let them talk, just make sure you leave the meeting with a clear response to your ask.

Wrap up (1 minute)

Be sure to thank the member for meeting with your group.



The Skills & Tools

Lobby Visit Report Back Form

Post Visit Evaluations

Campus Name Here

Your Name _____ Date of Visit _____

Email _____ Phone _____

Other Organization(s) @ the visit _____

Number of people present @ visit (total) _____

Representative/Senator Visited _____

Congressional Staff Present _____

What did you bring or leave at the lobby visit: (packet, props etc...)

Is he/she aware of the DREAM Act?

Where does he/she stand on the DREAM Act? Is there support, yes/no, Why?

Are there any questions/materials he/she will need to make a better decision of support?

What do you need to do to follow-up with their office?

Additional Comments:



Submitting An Opinion-Editorial

Opinion editorials are a great way to get your organization's messages into the media. They often appear near the news editorial section written by the publication's own editors. Much stronger than a press release or a letter to the editor, opinion editorials let you essentially write your own articles.

Here's a quick checklist of things to keep in mind before you send off your Op-Ed:

- OpEds should be within 500 – 800 words in length, though some news outlets have smaller word count limits. Make sure you find out the specifics for each news outlet you are submitting to. Usually contacting the "Opinion Editor" is a safe bet.
- Be concise – use short sentences and short paragraphs. Try to keep paragraphs to a 3-sentence maximum.
- ★ Capture the audience's attention within the first two sentences. Think of the opening sentences as similar to a press releases' "hook".
- Make the OpEd personal. OpEds are great for highlighting personal testimonials as they tie into the larger issue.
- Choose the appropriate spokesperson to write the OpEd. Opt for someone who is directly affected by the issue if possible.
- Use the OpEd to move your larger campaign message. Repeat the messages throughout the piece. Summarize them again at the end.
- Submit the OpEd in a timely manner so it is published around the time of a scheduled event. Use the OpEd to draw attention to your issue and incite people to action.
- Make sure you include your contact information.



The Skills & Tools

Submitting A Letter to the Editor

Letters to the Editor are short. They respond to an already published article and are used to personalize and move your messages. With LTEs, you are reframing the debate. Keep the letters flowing – the more you can engage the readership of the paper in debate, the longer your issue stays in the spotlight, showing your elected officials that your issue is an issue people care about.

Here's a quick checklist of things to keep in mind before you send off your LTE:


- LTEs are short – 150 to 200 words should be sufficient. You don't have a lot of space to express your side of the issue so make sure you get directly to the point.
- Be concise – limit yourself to 3-4 paragraphs with short sentences.
- Clearly identify what topic you are writing about in the first paragraph.
- State your side of the issue and what people can do to create change.
- Include a short paragraph on how the issue affects you directly.
- Repeat your messages.
- Make sure you include your contact information

Sample Letter To The Editor:

The one tried and true path to achieve the American Dream is a quality education. As a student at X university, I want immigrant youth to have access to the same educational opportunities as I do. That's why I support the DREAM Act, a bipartisan bill that would restore states' rights to offer in-state tuition to undocumented students brought to the U.S. as young children. The legislation would also provide a path to citizenship for hardworking immigrants who pursue higher education. The DREAM Act would reward young people who have played by the rules, stayed out of trouble and studied hard. It is exactly the kind of legislation that highlights our values as Americans.

Whatever one thinks about the immigration issue, many undocumented children were brought to the U.S. by their parents when they were too young to understand the manner of their arrival, let alone have any control over the decision. They were raised in the U.S., graduated from high school here, and consider themselves Americans in every sense. But currently, they do not have the same opportunities to pursue higher education. They deserve a fair shot. That's why I urge Senator X to support the DREAM Act and help them achieve the American Dream.

Sincerely,
YOUR NAME HERE
YOUR CAMPUS
YOUR CITY



The Skills & Tools

Host A Film Screening: Underground Undergrads

Film Screening Host Guide



THE FILM: "Underground Undergrads" tells the story of undocumented students at the University of California Los Angeles (UCLA). It's a powerful educational tool to inspire students on your campus to get involved with your DREAM Act campaign.

WHY DO IT: Hosting a screening is a great way to bring new people into your group, promote your message about equal opportunity for immigrant youth, and have fun!

Step 1: Decide on your goals for the screening

How many people do you want to attend?

How many volunteers will you need and how many new ones do you wish to recruit out of the event?

Do you want to invite students or faculty to speak?

How many letters or postcards do you want to collect?

What other organizations would it be beneficial for your group to partner with?

How much is your event going to cost?

What else do you want to achieve with the screening?

Step 2: Make a plan

Start with your goals, set a date, and work backwards. Set benchmarks for yourselves along the way so you know if you're on track. Areas to think about include:

Spreading the word (ads in the student newspaper, banners, chalking etc.)

Partnerships (with other student groups)

Logistics (reserving a space, getting food, getting the DVD)


Recruitment (tabling, dorm storming, getting other student orgs to commit to bringing people)



The Skills & Tools

Host A Film Screening: Underground Undergrads

Your plan could look something like this:



Feb 20: Set up event coordinating committee with at least 4 leaders to plan, set goals for the screening (2 should be relatively new members)

Feb 25: Invite speakers

Feb 29-March 8: Announce the event at an SGA meeting, set up speaking opportunities at group meetings, get 10 student groups to co-sponsor

March 2: Book venue, confirm any speakers

March 9-10: Make dorm storm and tabling materials

March 10-17: Dorm storms (go door to door in the 3 biggest dorms on campus or in off-campus apartments in the evenings from 7 to 9pm)

March 10: If your goal for attendance is 50, you should already have 50 people signed up to attend

March 12-17: 5 days of tabling for 4 hours each day (6-10 volunteers for 2-4 hours each over a week)

March 15-17: Chalking, banner in the dorms, ad printed in the newspaper, flyers in every dorm

March 16: If your goal for attendance is 50, you should have 100 people signed up to attend (remember the rule of halves!) – call them to remind them to come!

March 17: Buy food and set up for the “Underground Undergrads” Screening!



The Skills & Tools

Making Class Raps About the DREAM Act

Get Permission

You should ask professors and TA's if they are willing to allot a few minutes at the beginning of the class period for you to make your "rap" to the students. Instructors are usually pretty agreeable as long as you let them know ahead of time what it is that you are addressing the class about.

Be Strategic

You want to make sure that the audience you are addressing has students in it who are likely to be interested in taking action on your message (i.e. attend the action, sign-up as a volunteer, sign a petition). You may want to make class raps to ethnic/cultural studies, political science, sociology, women studies, urban studies, public policy, and other classes. Think about ways in which instructors can make your campaign more enticing. Political science instructors will sometimes give students extra course credit for participating in activities that allow students to engage themselves in the nation's political process, such as letter-writing or call-in days.

Get Your Point Across Quickly

You only have a few minutes to get your point across, unless your instructor agrees to give you time to make a more in-depth presentation. Stick to the basic who, what, when, why, and how when making your rap and remember to always appeal to the self-interests of the group of students that you are addressing! There should be an introduction of the organization, state the problem and agitate, then provide a solution and how they can help.

Get Contacts and Commitment

Make sure that you end your rap by calling students to action. This may be getting students to commit to volunteering for the campaign or to attend an event. You should also send around a general interest form for students to sign if they want to get more involved. These contact lists will come in handy at a later date to recruit more volunteers to work on the campaign.

Sample Class Rap

"Hi, I'm _____ and I'm a student volunteer with the campus coalition working to pass the DREAM Act, which would increase access to higher education for all young people in this country. I don't know how many of you know, but currently students who came to this country as minors without paperwork, went to American high schools, and studied hard, have to pay out of state tuition for college in the states they're from, and usually these students are the least able to afford to go to college. The DREAM Act ensures that no young person in America is denied their dream of having a better life if they're willing to work for it. Here on campus, we're organizing support for the DREAM Act to get our elected officials to vote for it. I'm going to pass around an interest sheet and you should sign it if you want to get involved. We're having a meeting this Monday night at 7pm in Parrish Commons."

The Skills & Tools

Tabling

Tabling refers to talking about a campaign or issue in any location where students gather or pass by: the student union, bus stops, parking lots, the dining hall, financial aid lines, etc. You usually want to use a table for signs and materials, but you should give all volunteers clipboards so they can walk around and are not stuck behind the table. Tabling is a great way to increase your visibility, educate students on the DREAM Act, ask them to take action, and turn them out to your events.

Where to Table and Clipboard

Through tabling you can reach many people in a wide range of places. Most campuses have designated areas you can reserve space to table. Here are some key places to try:

- Places where people are waiting in lines: financial aid, registrar's office, et
- High traffic areas in the student unions
- Bus stops
- Dining Halls
- Parking Lots
- Grocery stores
- Restaurants and Bars

Always Remember

ASK EVERYONE!

Approach, make eye contact, wave and say "hello." Be enthusiastic.

Tell them who you are and who is running the campaign.

Ask questions/listen. Get them interested in the campaign.

Show them how the DREAM Act impacts them.

Get a commitment, ask them to call and volunteer.

Sample Tabling Rap

Hey! Take a second to support increasing access to college for everyone!

If someone bites...

Hi, I'm _____ and I'm a student volunteer with the campus coalition working to pass the DREAM Act, which would increase access to higher education for all young people in this country. Would you be willing to take only a few moments and call our senator to ask her to support the DREAM Act? I have a script for you to use and everything!

The Skills & Tools

Tabling



Guidelines to Remember

Don't stand or sit behind the table. Use the table as a place to put materials that will draw attention to you. Stand beside or in front of the table. Have all of the right materials: pens, fact sheets, clipboards, volunteer sign up sheets, etc.

BE PREPARED

Learn as much about the DREAM Act as possible. Set specific goals--e.g. number of new volunteers signed up or number of phone calls made to an elected official.

LEGITIMIZE YOURSELF

Tell them who is running the campaign—USSA, your student government, orgs, etc.

LISTEN

Draw the person out—ask if they receive financial aid, identify their interests, chat with them, hear and answer their doubts/questions about the issue.

AGITATE

Make sure they see how the DREAM Act impacts students they might know and the entire campus environment. Match the needs of the campaign to the individual's interest.

GET A COMMITMENT

Ask for specific commitment—getting them to call their elected official, volunteer, etc.

FOLLOW-UP



The Skills & Tools

Phone Banking



Training

Each day/night that you phone bank, all volunteers should meet 30 minutes early for a phone bank training. When doing volunteer recruitment, you should have times already set up for phone banking and fit volunteers into these times. Be sure to have the materials already copied and organized, ready for the volunteers to hit the phones! The training should take only 20-30 minutes and should look something like this:

Introductions- Have everyone say their name, major, year in school, and something fun

Why We Are Here- Someone goes over the importance of the DREAM Act and how phone banking fits into the bigger picture. Get everyone excited about phone banking.


Hand Out Materials- The call script and the tracking sheet. The tracking sheet should have names and phone numbers for each person to call as well as a column for them to write down what happens during each call. You should also give them any other materials you've used during your work to make sure they can handle questions they might be asked (talking points, other education materials).

Explain the Materials- Explain how to fill in the tracking sheet and why it is important. Be sure to ask if they have any questions.

Practice - Give everyone a chance to read the phone banking script, see if there are any questions, and then have a few volunteers practice out loud with the others in their group to make the script more personal. Talk about any problems they're worried about and how to handle difficult calls.

Set Goals- Each volunteer should know how many calls and contacts they should have each hour. This allows them to know what they are working towards (i.e. Samantha should call 100 numbers and contact 40 students)

Answer questions and set a time for everyone to stop making calls and debrief and hand in their tracking sheets.



The Skills & Tools

Phone Banking



Debrief

Report Numbers- Have everyone report the number of calls they made and how many commitments they got- get excited while you add them up! Ask what kind of responses they got, what they felt the best about, and if they had any problems. Thank them for all their help!! Let them know how much closer you are to your goals because of their work. (The point is to make them feel good about the work they do and tie in the importance of their work to the need to come help out again and bring more people!)

Volunteer Sign-up – Have a sheet already made up with the next available times to volunteer, pass it around and let folks sign-up.

Sample Phone Banking Rap

Ring, Ring

Volunteer: Hi, my name is David and I'm a student volunteer with the campus coalition working to pass the DREAM Act. We're calling students tonight to tell them about an exciting event we're having – a film screening of the movie "Underground Undergrads." Have you heard about the event?

Student: Nope

Volunteer: Okay, well, the movie follows undocumented students at UCLA trying to achieve the American Dream. The screening is Thursday night at 8pm in LPAC Cinema. Can you make it?

Student: I don't know

Volunteer: Okay, I'll put you down as a maybe and try to follow-up with you. I really encourage you to go. It should be a lot of fun with good food and good people. Thanks.



The Skills & Tools

Door Knocking



Preparing

The residence halls are the best place to go door knocking. Your organization will be able to make contact with many people in just a few buildings. In addition to the residence halls, your organization should also door knock in student heavy apartment buildings and neighborhoods. Every volunteer should have a walking list when they are door knocking. A walking list indicates all the doors that the volunteer should knock. For example, a walking list for a residence hall will indicate which floors and rooms the volunteer should door knock. When preparing the walking list remember that on average one person can knock on 30 doors and get 5 commitments in an hour.

Training


Each day that you canvass, volunteers should meet 30 minutes early for a canvass training. When doing volunteer recruitment, you should have times already set up for canvassing and fit volunteers into these times. Be sure to have the materials already copied and organized, ready for the volunteers to hit the doors! The training should take only 20-30 minutes and should look something like this:

Introductions- Have everyone say their name, major, year in school, and something fun.


Why We Are Here- Someone goes over the importance of the DREAM Act, and how canvassing fits into this larger picture of influencing Congress and building student power. Plus, you want to get everyone excited about door knocking.

Hand Out Materials- Pass around the script, tracking sheet, clipboards, pens, map (if off-campus), walking list and voter information. The tracking sheet should have names and addresses for each person as well as a column for them to write down what happens during each attempted visit. You should also give them any other materials you've used during your work to make sure they can handle questions they might be asked.

Explain the Materials- Explain how to fill in the tracking sheet and why it is important. Be sure to ask if they have any questions.



The Skills & Tools



Door Knocking

Practice Canvass Script- Give everyone a chance to read the door knocking script, see if there are any questions, and then have a few volunteers practice out loud with the others in their group to make the script more personal. Talk about any problems they're worried about and how to handle difficult situations while they're out, be sure to have people that are experienced prepared to say what canvassing has been like for them. People should definitely canvass in pairs, preferably pair the least experienced volunteers with leaders with more experience canvassers. They should not knock on each door together, they should just stay on the same block, in the community, or on the same floor, in the dorms.

Set Goals- How many doors each volunteer will knock on, how many people will sign a petition or sign up as a new volunteer.

Answer questions- Set a time for everyone to get back together for a debrief, to hand in their tracking sheets and sign-up for the next volunteer shift.

Sample Door Knocking Rap

Knock, knock

Volunteer: Hi, my name is David and I'm a student volunteer with the campus coalition working to pass the DREAM Act. Have you heard of the DREAM Act?

Student: Nope

Volunteer: Great, well, the DREAM Act is a bipartisan piece of legislation that ensures that undocumented students who have resided in the US for more than five years, were brought to the US as minors, and have successfully graduated from American high school and have gotten into colleges can have the same access to higher education that we do. Did you know that currently those students usually have to pay out of state tuition and can't get access to federal financial aid even though they studied as hard as we did in school?

Student: No! That's so wrong.

Volunteer: Yeah. Today, we're collecting postcards to urge our senator to support the DREAM Act and give immigrant students a chance at the American Dream. Would you be willing to sign?

If yes, ask them to volunteer with the campaign and tell them about future events.

Thank them for their time.



The Skills & Tools

Passing A Student Government Resolution

Passing a student government resolution is a great way to increase awareness and gain support of your campaign on campus. It allows you to educate your student government on the importance of your issue and gives you a chance to increase your campaign's visibility. Student government resolutions can attract attention from your school newspaper and bring your issue to the forefront of your campus' dialogue. When achieved, student government resolutions also legitimize and quantify the support for your fight on campus to your targets; you can now say to your targets that your fight includes the support of 25,000 students and campus leadership from the University. This representation can be especially strong if your target is an elected official who may be interested in number of votes or a member of the board of directors/regents.

Keep in mind that resolutions typically must be sponsored and introduced by an elected member of student government, so you may need to gain support from someone in this position if you do not have it already. Visit your student government office on campus to find out the exact process for passing a resolution.

WICHITA STATE UNIVERSITY

Student Government Association Student Senate Resolution R002

Title: Support for the Dream Act at Wichita State University
Author: Chris Hicks
Sponsors: Axel Chacon, Nhu Nguyen, and Christy James

WHEREAS, Wichita State University seeks to provide a quality education to all students and potential students; and

WHEREAS, universities in the Kansas State Board of Regents System strive to make higher education accessible to all who desire a collegiate academic experience; and

WHEREAS, the Development, Relief and Education for Alien Minors Act (Dream Act) would provide high-achieving high school students who are long-term illegal immigrants, and who wish to serve in the armed forces or attend college to be able to gain legal status; and

WHEREAS, over 48,000 high school students every year are unable to attend collegiate education due to their parents legal status; and

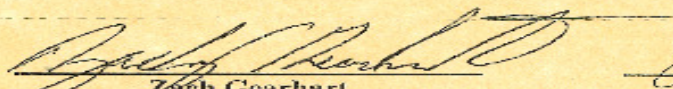
WHEREAS, the opportunity for all Kansas high school students to attend Kansas Regents Institutions is of paramount importance to the success of the state and country's future; and


RESOLVED, that Wichita State University support the Dream Act and all students trying to access collegiate education; and

RESOLVED, that a copy of this resolution be respectfully forwarded to Dr. Donald Beggs, President of Wichita State University; Dr. Ronald Kopita, Vice President of Campus Life and University Relations; Dr. Cheryl Adams, Dean of Students; and *The Sunflower*, the student newspaper of Wichita State University.

Date Signed
October 2, 2008

Passed by Roll Call
October 1, 2008


Zach Gearhart
President of the Association


Chevis Rebstock
President of the Student Senate



Invest in Our Future &
Strengthen our economy!

Pass the Federal DREAM Act Now!



Invest in Our Future &
Strengthen our economy!

Pass the Federal DREAM Act Now!



Invest in Our Future &
Strengthen our economy!

Pass the Federal DREAM Act Now!

In coalition with the United States Student Association, students and concerned community members across the country.....

Dear Senator _____,

I am deeply concerned with the lack of access to higher education for qualified undocumented students in this country. I urge you to address federal barriers to education in the first 100 days of the 111th Congressional Session. Please show your support for access to higher education by voting in support of the Federal DREAM Act.

I hope you continue to work with students to make access to higher education an opportunity for all.

Sincerely,

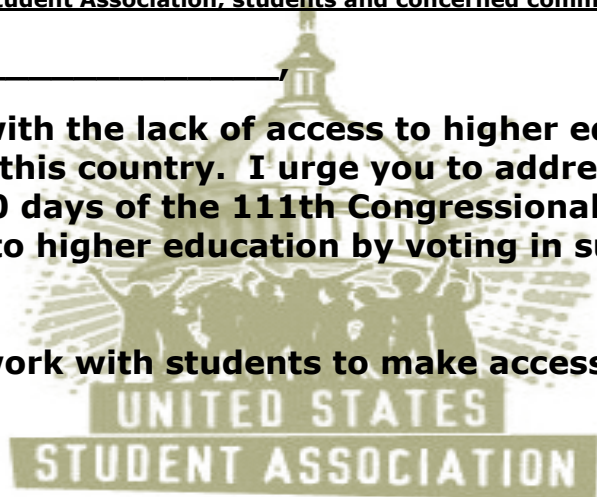
Name: _____

Email: _____

Phone: _____

Address: _____

School: _____



In coalition with the United States Student Association, students and concerned community members across the country.....

Dear Senator _____,

I am deeply concerned with the lack of access to higher education for qualified undocumented students in this country. I urge you to address federal barriers to education in the first 100 days of the 111th Congressional Session. Please show your support for access to higher education by voting in support of the Federal DREAM Act.

I hope you continue to work with students to make access to higher education an opportunity for all.

Sincerely,

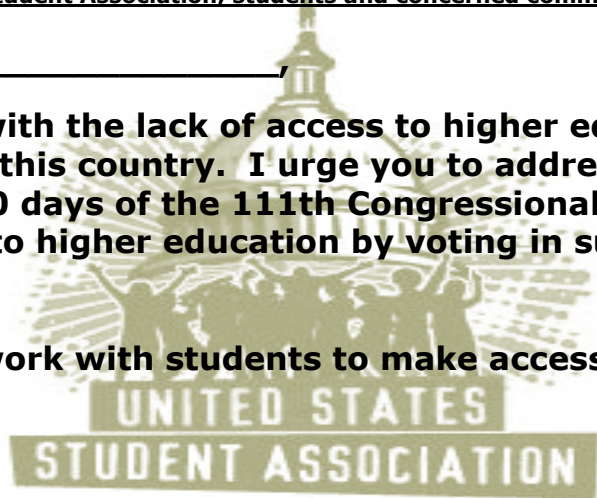
Name: _____

Email: _____

Phone: _____

Address: _____

School: _____



In coalition with the United States Student Association, students and concerned community members across the country.....

Dear Representative _____,

I am deeply concerned with the lack of access to higher education for qualified undocumented students in this country. I urge you to address federal barriers to education in the first 100 days of the 111th Congressional Session. Please show your support for access to higher education by voting in support of the Federal DREAM Act.

I hope you continue to work with students to make access to higher education an opportunity for all.

Sincerely,

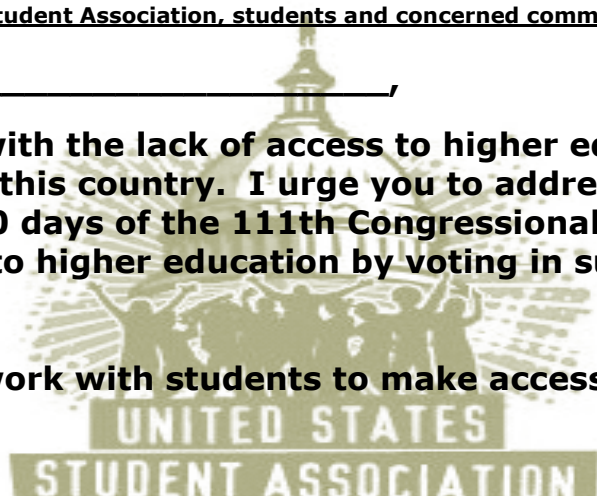
Name: _____

Email: _____

Phone: _____

Address: _____

School: _____



THE 40TH ANNUAL LEGISLATIVE CONFERENCE & NATIONAL STUDENT LOBBY DAY



THE 40TH ANNUAL LEGISLATIVE CONFERENCE (LEGCON) BRINGS TOGETHER STUDENTS FROM ACROSS THE COUNTRY TO DISCUSS AND ACT ON CURRENT LEGISLATIVE ISSUES IMPACTING ACCESS TO HIGHER EDUCATION. THE CONFERENCE CULMINATES WITH THE NATIONAL STUDENT LOBBY DAY ON CAPITOL HILL, WHERE WE TAKE OUR CONCERNS DIRECTLY TO OUR REPRESENTATIVES AND SENATORS. BE THE VOICE OF YOUR CAMPUS AT THIS YEAR'S LEGCON AND NATIONAL STUDENT LOBBY DAY!

MARCH 21-24, 2009

L'ENFANT PLAZA HOTEL - WASHINGTON, D.C.



LOBBY YOUR MEMBERS OF CONGRESS!

DEVELOP STRATEGIES TO WIN CONCRETE VICTORIES AND BUILD STUDENT POWER!

NETWORK WITH OTHER STUDENTS FROM ALL ACROSS THE COUNTRY!



UNITED STATES

STUDENT ASSOCIATION

202-640-6570

FOR MORE INFORMATION ON PRICING AND LOCATION PLEASE VISIT

WWW.USSTUDENTS.ORG
WWW.USSACONFERENCES.ORG

'09 LEGCON AGENDA



FRIDAY

Statewide Student Association Summit

SATURDAY

9:00 AM – 1:30 PM
1:30 PM – 5:30 PM
5:30 PM – 7:00 PM
7:00 PM – 8:30 PM

Board of Directors Meeting
Registration
Catered Dinner & Opening Remarks
Regional Meetings

SUNDAY

8:30 AM – 9:30 AM
9:30 AM – 10:30 AM
10:40 AM – 12:50 PM
12:50 PM – 1:50 PM
2:00 PM – 3:30 PM
3:40 PM – 5:10 PM
5:20 PM – 6:50 PM
7:00 PM – 8:30 PM
8:30 PM – 10:00 PM
10:00 PM – 1:00 PM

Late Registration
USSA Overview
Legislative Briefing
Catered Lunch
Workshops
National Women's Student Coalition / Workshops
National Queer Students Coalition / Workshops
Dinner on Your Own
Free Time
Party

MONDAY

9:00 AM – 11:00 AM
11:00 AM – 12:00 PM
12:00 PM – 1:00 PM
1:10 PM – 3:10 PM
3:20 PM – 5:20 PM
5:30 PM – 7:50 PM
8:00 PM – 10:00 PM
10:30 PM – 12:00 AM

Job and Opportunities Fair
Workshops
Catered Lunch
Lobby Clinic
Regional Meetings
National People of Color Student Coalition
Awards Reception
Entertainment and Lobby Preparation

TUESDAY

8:45 AM – 10:00 AM
10:00 AM – 11:00 AM
11:30 AM – 5:00 PM

March to Capitol
Lobby Day Rally
Lobby Visits

**THERE WILL BE A JOB AND OPPORTUNITY FAIR AT
THIS YEAR'S LEGCON. FOR MORE INFORMATION VISIT
WWW.USSTUDENTS.ORG + WWW.USSACONFERENCES.ORG**

NATIONAL USSA STAFF CONTACTS



Main Office Number: 202-640-6570

Main Office Fax: 202-223-4005



Bill Shiebler
National Field Director
od@usstudents.org

Rachel Ackoff
National Field Associate
vote@usstudents.org

Gaby Madriz
National Field Associate
gaby@usstudents.org

Gregory Cendana
Vice President
vp@usstudents.org

UNITED STATES
STUDENT ASSOCIATION